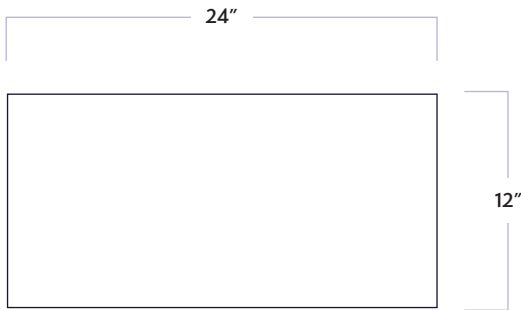


# Tuscan Silver 12" x 24" Honed Travertine Tiles

WALKER  
ZANGER

DATE REVISED: SEPTEMBER 2024



MATERIAL	Travertine
FINISH	Honed
THICKNESS	3/8"
SIZE	12" x 24"
COVERAGE SQFT/PIECE	1.918 SqFt
MOUNTING	Loose

#### AVAILABLE COLORS



Tuscan Silver



#### RECOMMENDED USAGES

- |  |  |
|--|--|
|  Commercial Exterior Wall   |  Commercial Interior Wall   |
|  Commercial Exterior Floor  |  Commercial Interior Floor  |
|  Residential Exterior Wall  |  Residential Interior Wall  |
|  Residential Exterior Floor |  Residential Interior Floor |
|  Shower Floor*              |  Shower Wall                |
|  Steam Shower Wall          |  |

#### MATERIAL DATA



#### MAINTENANCE

-  Sealing is required
-  Clean with a damp cloth and a gentle, non-acidic soap

#### ADDITIONAL NOTES

Tuscan Silver travertine tiles are a natural stone product. We recommend sealing all natural stone products with a penetrating sealer and sealing all porous non-polished stone (limestone, tumbled marble, etc.) prior to grouting. This prevents grout from staining or affecting the color of the stone. Stone is a natural product, and care should be taken to protect it from harsh abrasive cleaners and abrasive cleaning tools. White thin-set or mortar is required for the following: light limestone, tumbled stones, "antiquated stones" and light-colored marbles. It is possible that dry seams, pits, fossils, and glass veins are often filled at the factory. The fill may perhaps leak through the voids. In this case, refilling the voids may be a necessary maintenance procedure. For installation on shower floors, please refer to TCNA guidelines and consult with your installer for proper waterproofing and sealing requirements. For further questions/information about additional usages, please consult with your installer.

# Tuscan Silver 12" x 24" Honed Travertine Tiles

DATE REVISED: SEPTEMBER 2024

